



# BS 6724 Armoured Power Cables, 600/1000V

## Application

These cables are used for power and control circuits, they can offer excellent protection through the use of a heavy galvanized steel wire armour. The GSWA makes them suitable for use inside and outside buildings or for direct burial in the ground. For installation where fire, smoke emission and toxic fumes create a potential threat to life and equipment.

## Construction

<b>Conductor</b>	Solid Aluminum or Annealed Copper conductor, circular or shaped, Class 2 to BS EN60228.
<b>Insulation</b>	XLPE (Cross-Linked Polyethylene) Type GP 8 conforming to BS 7655-1.3 or type GP 6 conforming to BS 7655-1.2.
<b>Colour Code</b>	1 Core : Brown or Blue 2 Cores: Brown, Blue 3 Cores: Brown, Black, Grey 4 Cores: Blue, Brown, Black, Grey 5 Cores: Green/Yellow, Blue, Brown, Black, Grey Above 5 Cores: White Cores with black numbers
<b>Bedding</b>	The bedding shall consist of an extruded layer of polymeric material consistent with the operating temperature of the cable.
<b>Armour</b>	Single Core: AWA (Aluminum Wire Armour) Multi Core: GSWA (Galvanized Steel Wire Armour)
<b>Outer Sheath</b>	LSOH (Low Smoke Zero Halogen), conforming to BS 7655-6.1.

## Technical Information

<b>Voltage rating</b>	600/1000V
<b>Temperature rating</b>	0°C to +90°C
<b>Min. bending radius</b>	8 x overall diameter
<b>Flame retardant</b>	BS EN 60332-1-2 ; BS EN 60332-3-24:2009
<b>Halogen free</b>	BS EN 60754-1
<b>Smoke density</b>	BS EN 61034-2

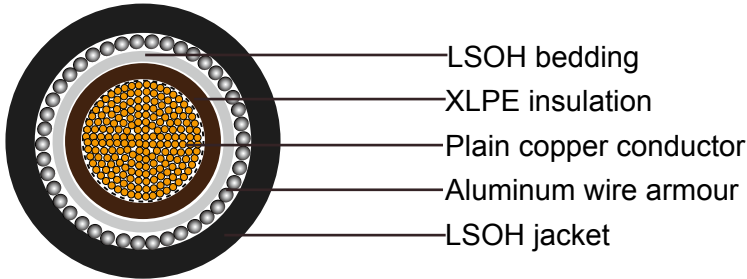


# Addison Cables

## BS6724 Armoured Power Cables, 600/1000V

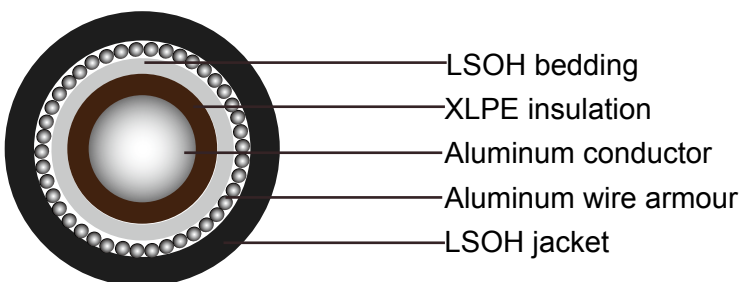
### Cable Parameter

#### Single-core 600/1000 V cables with circular stranded copper conductor



Nominal Cross-sectional Area	Strand Type	Nominal Insulation Thickness	Nominal Bedding Thickness	Nominal Alum Wire Armor dia.	Nominal Sheath Thickness	Approx. Overall Diameter	Aprrox Weight
mm <sup>2</sup>	No./mm	mm	mm	mm	mm	mm	kg/km
1x50	19/1.78	1.0	0.8	0.9	1.5	17.5	800
1x70	19/2.14	1.1	0.8	1.25	1.5	20.2	990
1x95	19/2.52	1.1	0.8	1.25	1.6	22.3	1280
1x120	37/2.03	1.2	0.8	1.25	1.6	24.2	1550
1x150	37/2.25	1.4	1	1.6	1.7	27.4	1900
1x185	37/2.52	1.6	1	1.6	1.8	30.0	2320
1x240	61/2.25	1.7	1	1.6	1.8	32.8	2930
1x300	61/2.52	1.8	1	1.6	1.9	35.6	3580
1x400	61/2.85	2.0	1.2	2.0	2.0	40.5	4600
1x500	61/3.20	2.2	1.2	2.0	2.1	44.2	5680
1x630	127/2.52	2.4	1.2	2.0	2.2	48.8	7160
1x800	127/2.85	2.6	1.4	2.5	2.4	55.4	9315
1x1000	127/3.20	2.8	1.4	2.5	2.5	60.6	11490

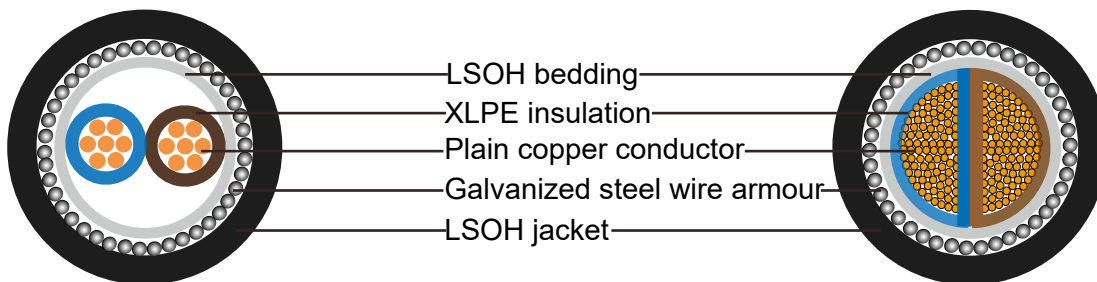
#### Single-core 600/1000 V cables with solid aluminum conductor





Nominal Cross-sectional Area	Nominal Insulation Thickness	Nominal Bedding Thickness	Nominal Alum Wire Armor dia.	Nominal Sheath Thickness	Approx. Overall Diameter	Approx Weight
mm <sup>2</sup>	mm	mm	mm	mm	mm	kg/km
1x50	1.0	0.8	0.9	1.5	16.3	460
1x70	1.1	0.8	1.25	1.5	18.7	560
1x95	1.1	0.8	1.25	1.6	20.6	690
1x120	1.2	0.8	1.25	1.6	22.1	800
1x150	1.4	1	1.6	1.7	25.2	970
1x185	1.6	1	1.6	1.8	27.4	1150
1x240	1.7	1	1.6	1.8	29.9	1380
1x300	1.8	1	1.6	1.9	32.4	1640

### Two-core 600/1000 V cables with stranded copper conductors



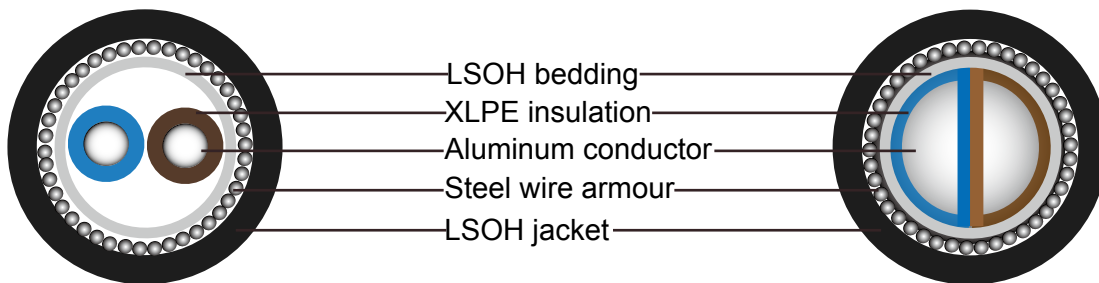
Nominal Cross-sectional Area	Strand Type	Nominal Insulation Thickness	Nominal Bedding Thickness	Nominal Steel Wire Armor dia.	Nominal Sheath Thickness	Approx. Overall Diameter	Approx Weight
mm <sup>2</sup>	No./mm	mm	mm	mm	mm	mm	kg/km
2x1.5	7/0.53	0.6	0.8	0.9	1.4	12.1	320
2x2.5	7/0.67	0.7	0.8	0.9	1.4	13.6	365
2x4	7/0.85	0.7	0.8	0.9	1.4	14.7	440
2x6	7/1.04	0.7	0.8	0.9	1.4	15.9	470
2x10	7/1.35	0.7	0.8	0.9	1.5	18.0	800
2x16	7/1.70	0.7	0.8	1.25	1.5	20.4	900
2x25	7/2.14	0.9	0.8	1.25	1.6	24.1	1240
2x25*	7/2.14	0.9	0.8	1.25	1.6	20.4	1240
2x35	7/2.52	0.9	1	1.6	1.7	27.7	1710

# Addison Cables

## BS6724 Armoured Power Cables, 600/1000V

Nominal Cross-sectional Area	Strand Type	Nominal Insulation Thickness	Nominal Bedding Thickness	Nominal Steel Wire Armor dia.	Nominal Sheath Thickness	Approx. Overall Diameter	Approx Weight
mm <sup>2</sup>	No./mm	mm	mm	mm	mm	mm	kg/km
2x35*	7/2.52	0.9	1	1.6	1.7	23.3	1710
2x50*	19/1.78	1.0	1	1.6	1.8	25.8	1800
2x70*	19/2.14	1.1	1	1.6	1.9	29.0	2320
2x95*	19/2.52	1.1	1.2	2.0	2.0	33.0	3150
2x120*	37/2.03	1.2	1.2	2.0	2.1	36.1	3880
2x150*	37/2.25	1.4	1.2	2.0	2.2	39.3	4820
2x185*	37/2.52	1.6	1.4	2.5	2.4	44.7	5920
2x240*	61/2.25	1.7	1.4	2.5	2.5	49.0	7300
2x300*	61/2.52	1.8	1.6	2.5	2.6	53.5	8770
2x400*	61/2.85	2	1.6	2.5	2.8	59.0	10905

\* D-Shaped stranded conductor (class 2)



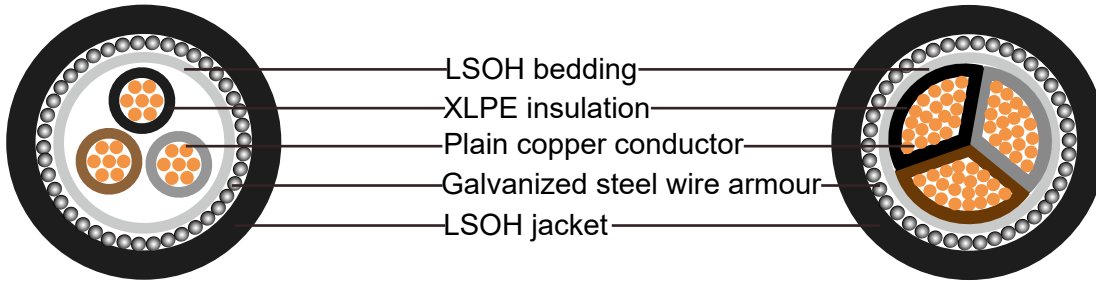
### Two-core 600/1000 V cables with solid aluminum conductors

Nominal Cross-sectional Area	Nominal Insulation Thickness	Nominal Bedding Thickness	Nominal Steel Wire Armor dia.	Nominal Sheath Thickness	Approx. Overall Diameter	Approx Weight
mm <sup>2</sup>	mm	mm	mm	mm	mm	kg/km
2x16	0.7	0.8	1.25	1.5	19.1	650
2x25	0.9	0.8	1.25	1.5	22.4	915
2x25*	0.9	0.8	1.25	1.6	18.7	1255
2x35	0.9	1	1.6	1.6	25.7	1255
2x35*	0.9	1	1.6	1.7	21.4	1430
2x50*	1.0	1	1.6	1.8	23.5	1430
2x70*	1.1	1	1.6	1.9	26.3	1780
2x95*	1.1	1.2	2.0	2	30	1950

\*Solid shaped conductor (class 1)



### Three-core 600/1000 V cables with stranded copper conductors



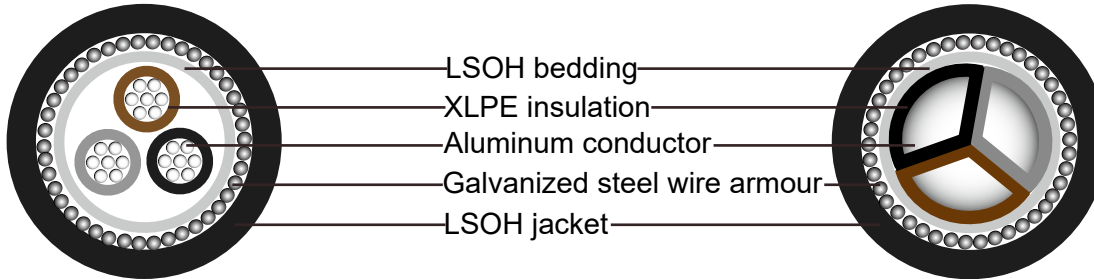
Nominal Cross-sectional Area	Strand Type	Nominal Insulation Thickness	Nominal Bedding Thickness	Nominal Steel Wire Armor dia.	Nominal Sheath Thickness	Approx. Overall Diameter	Approx Weight
mm <sup>2</sup>	No./mm	mm	mm	mm	mm	mm	kg/km
3x1.5	7/0.53	0.6	0.8	0.9	1.3	12.6	340
3x2.5	7/0.67	0.7	0.8	0.9	1.4	14.1	408
3x4	7/0.85	0.7	0.8	0.9	1.4	15.3	498
3x6	7/1.04	0.7	0.8	0.9	1.4	16.6	600
3x10	7/1.35	0.7	0.8	1.25	1.5	19.5	915
3x16	7/1.70	0.7	0.8	1.25	1.6	21.6	1130
3x25	7/2.14	0.9	1	1.6	1.7	26.7	1710
3x25*	7/2.14	0.9	1	1.6	1.7	23.6	1710
3x35	7/2.52	0.9	1	1.6	1.8	29.4	2100
3x35*	7/2.52	0.9	1	1.6	1.8	25.7	2100
3x50*	19/1.78	1.0	1	1.6	1.8	28.5	2450
3x70*	19/2.14	1.1	1	1.6	1.9	32.2	3120
3x95*	19/2.52	1.1	1.2	2.0	2.1	37.0	4310
3x120*	37/2.03	1.2	1.2	2.0	2.2	40.4	5160
3x150*	37/2.25	1.4	1.4	2.5	2.3	45.5	7160
3x185*	37/2.52	1.6	1.4	2.5	2.4	49.8	8600
3x240*	61/2.25	1.7	1.4	2.5	2.6	55.1	10755
3x300*	61/2.52	1.8	1.6	2.5	2.7	60.2	13080
3x400*	61/2.85	2	1.6	2.5	2.9	66.6	15810

\*Shaped stranded conductor (class 2)

# Addison Cables

## BS6724 Armoured Power Cables, 600/1000V

### Three-core 600/1000 V cables with solid aluminum conductors

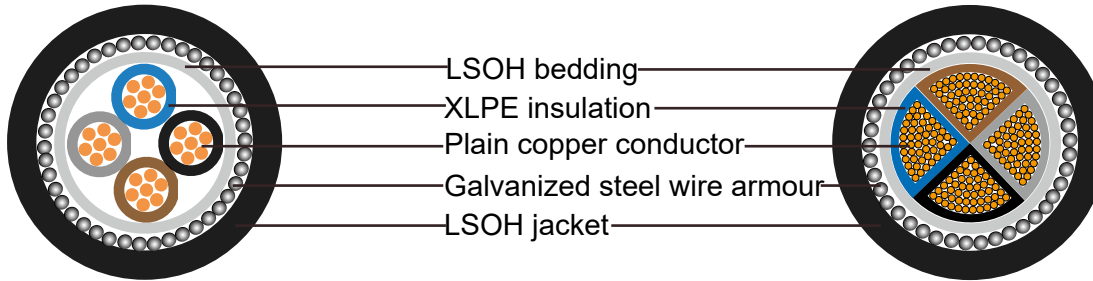


Nominal Cross-sectional Area	Nominal Insulation Thickness	Nominal Bedding Thickness	Nominal Steel Wire Armor dia.	Nominal Sheath Thickness	Approx. Overall Diameter	Approx Weight
mm <sup>2</sup>	mm	mm	mm	mm	mm	kg/km
3x16	0.7	0.8	1.25	1.6	20.3	760
3x25	0.9	1	1.6	1.7	22.5	1020
3x25*	0.9	1	1.6	1.7	24.9	1020
3x35	0.9	1	1.6	1.8	24.4	1200
3x35*	0.9	1	1.6	1.8	27.3	1200
3x50*	1.0	1	1.6	1.8	26.8	1380
3x70*	1.1	1	1.6	1.9	30.2	1750
3x95*	1.1	1.2	2.0	2.1	34.8	2420
3x120*	1.2	1.2	2.0	2.2	37.8	2820
3x150*	1.4	1.4	2.5	2.3	42.7	3660
3x185*	1.6	1.4	2.5	2.4	46.7	4350
3x240*	1.7	1.4	2.5	2.6	51.5	5220
3x300*	1.8	1.6	2.5	2.7	56.2	6200

\*Solid shaped conductor (class 1)



### Four-core 600/1000 V cables with stranded copper conductors



Nominal Cross-sectional Area	Strand Type	Nominal Insulation Thickness	Nominal Bedding Thickness	Nominal Steel Wire Armor dia.	Nominal Sheath Thickness	Approx. Overall Diameter	Approx Weight
mm <sup>2</sup>	No./mm	mm	mm	mm	mm	mm	kg/km
4x1.5	7/0.53	0.7	0.8	0.9	1.4	13.3	390
4x2.5	7/0.67	0.7	0.8	0.9	1.4	15.0	470
4x4	7/0.85	0.7	0.8	0.9	1.4	16.4	580
4x6	7/1.04	0.7	0.8	1.25	1.5	18.7	805
4x10	7/1.35	0.7	0.8	1.25	1.5	21.1	1090
4x16	7/1.70	0.7	0.8	1.25	1.6	23.4	1320
4x25	7/2.14	0.9	1	1.6	1.7	28.9	1840
4x25*	7/2.14	0.9	1	1.6	1.7	26.1	1840
4x35	7/2.52	0.9	1	1.6	1.8	31.9	2310
4x35*	7/2.52	0.9	1	1.6	1.8	28.6	2310
4x50*	19/1.78	1.0	1	1.6	1.9	32.0	2970
4x70*	19/2.14	1.1	1.2	2.0	2.1	37.7	4240
4x95*	19/2.52	1.1	1.2	2.0	2.2	41.7	5400
4x120*	37/2.03	1.2	1.4	2.5	2.3	47.1	7000
4x150*	37/2.25	1.4	1.4	2.5	2.4	51.4	8350
4x185*	37/2.52	1.6	1.4	2.5	2.6	56.6	10130
4x240*	61/2.25	1.7	1.6	2.5	2.7	63.0	12840
4x300*	61/2.52	1.8	1.6	2.5	2.9	68.8	15530
4x400*	61/2.85	2	1.8	3.15	3.2	78.1	19950

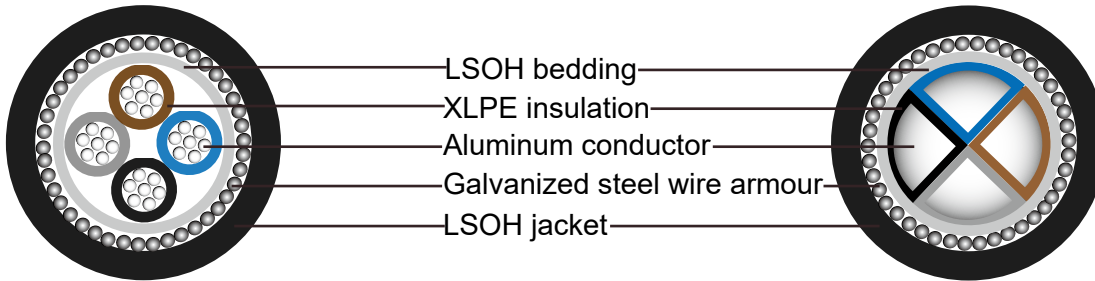
\* Shaped stranded conductor (class 2)



# Addison Cables

## BS6724 Armoured Power Cables, 600/1000V

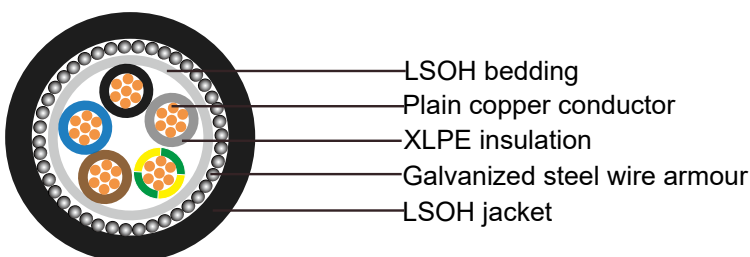
### Four-core 600/1000 V cables with solid aluminum conductors



Nominal Cross-sectional Area	Nominal Insulation Thickness	Nominal Bedding Thickness	Nominal Steel Wire Armor dia.	Nominal Sheath Thickness	Approx. Overall Diameter	Approx Weight
mm <sup>2</sup>	mm	mm	mm	mm	mm	kg/km
4x16	0.7	0.8	1.25	1.6	21.8	980
4x25	0.9	1	1.6	1.7	26.9	1220
4x25*	0.9	1	1.6	1.7	24.6	1220
4x35	0.9	1	1.6	1.8	29.5	1420
4x35*	0.9	1	1.6	1.8	27	1420
4x50*	1.0	1	1.6	1.9	30	1770
4x70*	1.1	1.2	2.0	2.1	35.3	2500
4x95*	1.1	1.2	2.0	2.2	39	2980
4x120*	1.2	1.4	2.5	2.3	44	3950
4x150*	1.4	1.4	2.5	2.4	47.9	4600
4x185*	1.6	1.4	2.5	2.6	52.7	5430
4x240*	1.7	1.6	2.5	2.7	58.5	6660
4x300*	1.8	1.6	2.5	2.9	63.8	7770

\*Solid shaped conductor (class 1)

### Five-core 600/1000 V cables with stranded copper conductors







Nominal Cross-sectional Area	Strand Type	Nominal Insulation Thickness	Nominal Bedding Thickness	Nominal Steel Wire Armor dia.	Nominal Sheath Thickness	Approx. Overall Diameter	Approx Weight
mm <sup>2</sup>	No./mm	mm	mm	mm	mm	mm	kg/km
5x1.5	7/0.53	0.6	0.8	0.9	1.4	14.3	430
5x2.5	7/0.67	0.7	0.8	0.9	1.4	16.1	545
5x4	7/0.85	0.7	0.8	0.9	1.5	17.8	680
5x6	7/1.04	0.7	0.8	1.25	1.5	20	840
5x10	7/1.35	0.7	0.8	1.25	1.6	22.9	1105
5x16	7/1.70	0.7	1	1.6	1.7	26.6	1450
5x25	7/2.14	0.9	1	1.6	1.8	31.5	2245
5x35	7/2.52	0.9	1	1.6	1.9	34.8	2840
5x50	19/1.78	1.0	1.2	2	2	40.4	3895
5x70	19/2.14	1.1	1.2	2	2.2	46.3	5145

### Multi-core 600/1000 V cables with stranded copper conductors

Nominal Cross-sectional Area	Strand Type	Nominal Insulation Thickness	Nominal Bedding Thickness	Nominal Steel Wire Armor dia.	Nominal Sheath Thickness	Approx. Overall Diameter	Approx Weight
mm <sup>2</sup>	No./mm	mm	mm	mm	mm	mm	kg/km
7x1.5	7/0.53	0.6	0.8	0.9	1.4	15.2	500
12x1.5	7/0.53	0.6	0.8	1.25	1.5	19.4	820
19x1.5	7/0.53	0.6	0.8	1.25	1.6	22.2	1080
27x1.5	7/0.53	0.6	1	1.6	1.7	26.7	1550
37x1.5	7/0.53	0.6	1	1.6	1.7	29	1850
48x1.5	7/0.53	0.6	1	1.6	1.8	32.7	2250
7x2.5	7/0.67	0.7	0.8	0.9	1.4	17.1	730
12x2.5	7/0.67	0.7	0.8	1.25	1.6	22.4	1020
19x2.5	7/0.67	0.7	1	1.6	1.7	26.6	1530
27x2.5	7/0.67	0.7	1	1.6	1.8	30.7	1960
37x2.5	7/0.67	0.7	1	1.6	1.8	33.8	2450
48x2.5	7/0.67	0.7	1.2	2	2	39.3	3260
7x4	7/0.85	0.7	0.8	1.25	1.5	19.7	840
12x4	7/0.85	0.7	1	1.6	1.6	25.7	1390
19x4	7/0.85	0.7	1	1.6	1.7	29.3	1850
27x4	7/0.85	0.7	1	1.6	1.9	34.4	2350
37x4	7/0.85	0.7	1.2	2	2	39.2	2800
48x4	7/0.85	0.7	1.2	2	2.1	44.1	3250

The number of cores can be ordered upon request.